



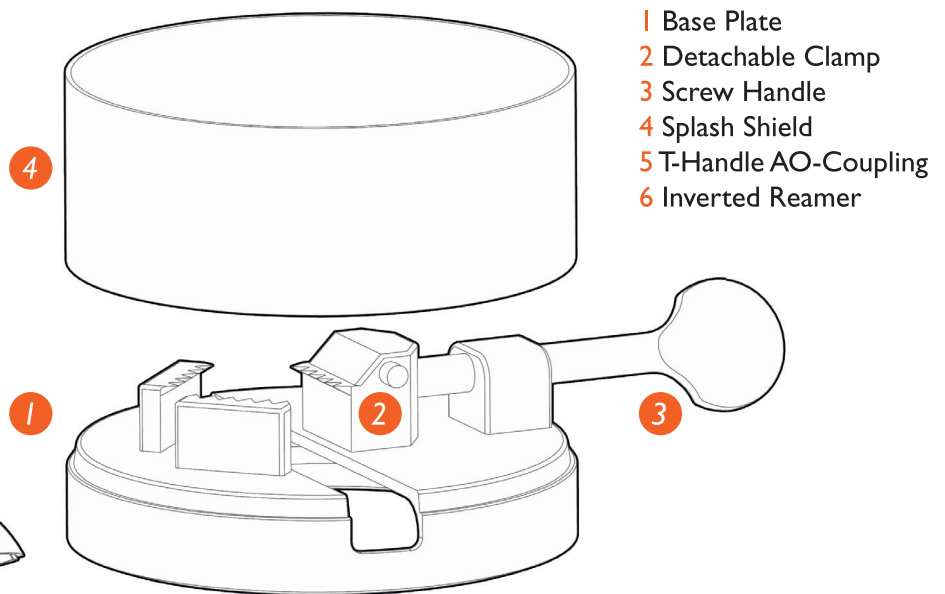
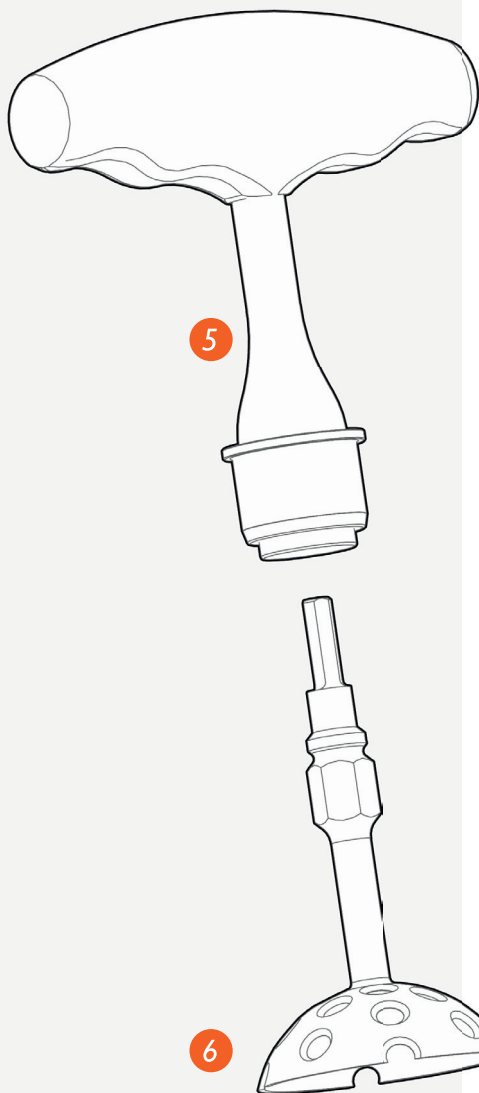
NOVIOMAGUS FEMORAL HEAD REAMER SET

*EFFICIENT CARTILAGE REMOVAL FOR THE PRODUCTION
OF HIGH QUALITY BONE GRAFTS*




EASY RESHAPING OF THE FEMORAL HEAD

The Noviomagus Femoral Head Reamer Set is designed to fixate different sizes of femoral heads in order to remove cartilage and the subchondral layer. The set comprises a base plate, a detachable clamp, a screw handle and a splash shield. A T-handle and various sizes of inverted reamers are available to remove the cartilage for each femoral head size. Removal of the cartilage improves the structural quality of the bone graft and enhances osseointegration of the bone graft.



SAFE AND SOLID FIXATION

Removing cartilage from the bone requires a safe and solid fixation of the femoral head. The bone vice is specifically designed for this purpose. An adjustable clamp guarantees fixation of bone independent of size and shape. The hardened, sharp teeth make sure the bone material is well secured. A slot in the bottom of the bone vice makes it easy to split the bone into two halves by means of a saw or osteotome. The bone vice is equipped with a reusable splash shield, that minimizes contamination of the reaming area.



Detachable Clamp



ADVANCED BENEFITS

- User-friendly device.
- Safe removal of cartilage.
- Reams fresh and frozen bone.
- Reamers available with a diameter of Ø40 to Ø58 mm.
- 3 years warranty for hospital use.
- Reamers suitable for both manual and power tool handling.


HIGH QUALITY BONE GRAFTS

The inverted reamers are made of a hardened stainless steel alloy, which makes them durable and high quality. They can be used on a T-Handle or on a power tool. When used on a power tool, the femoral head can be completely cleared of cartilage in a short time. Fresh or frozen femoral heads are processed just as easily. This

reduces the risk of thawing too much bone before the surgical procedure.

Autologous bone grafts are the gold standard in bone grafting. The use of the patient's own femoral head during hip revision for filling bone cavities is the ideal solution. The cartilage has to be removed from the femoral head, because cartilage does not show signs of incorporation within the grafted area. Studies show that cartilage actually impairs the stability of the bone graft and increases the risk of loosening in the long-term. Using the inverted reamers to remove cartilage

is therefore an effective solution and allows high quality autologous bone grafts to be used as fresh and fast as possible.



ORDERING INFORMATION

NOVIOMAGUS FEMORAL HEAD REAMER SET


Base Plate	SBM-1109-14
Detachable Clamp	SBM-0503-15
Screw Handle	SBM-0503-16
Splash Shield	SBM-1109-17
T-Handle AO-Coupling	T23-116-AO-G-S01
Sterilization Tray (NFHRS)	SBM-1109-45

INVERTED REAMERS WITH AO-COUPLING

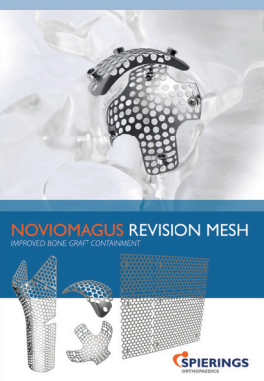


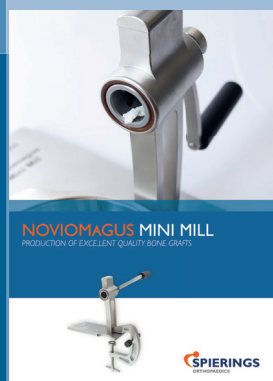
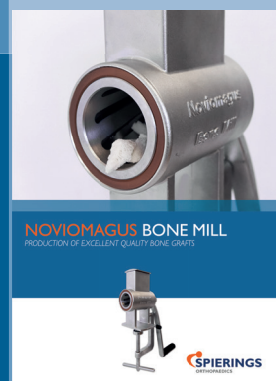
Inverted Reamer-AO Ø40mm	SBM-1303-62
Inverted Reamer-AO Ø42mm	SBM-0503-18
Inverted Reamer-AO Ø44mm	SBM-0904-21
Inverted Reamer-AO Ø46mm	SBM-0904-22
Inverted Reamer-AO Ø48mm	SBM-0503-19
Inverted Reamer-AO Ø50mm	SBM-0904-23
Inverted Reamer-AO Ø52mm	SBM-0904-24
Inverted Reamer-AO Ø54mm	SBM-0503-20
Inverted Reamer-AO Ø56mm	SBM-0904-25
Inverted Reamer-AO Ø58mm	SBM-0904-26

INVERTED REAMERS WITH ZIMMER-STRYKER-HALL COUPLING

Inverted Reamers Z-S Hall Ø42mm	SBM-1207-50
Inverted Reamers Z-S Hall Ø44mm	SBM-1207-51
Inverted Reamers Z-S Hall Ø46mm	SBM-1207-52
Inverted Reamers Z-S Hall Ø48mm	SBM-1207-53
Inverted Reamers Z-S Hall Ø50mm	SBM-1207-54
Inverted Reamers Z-S Hall Ø52mm	SBM-1207-55
Inverted Reamers Z-S Hall Ø54mm	SBM-1207-56
Inverted Reamers Z-S Hall Ø56mm	SBM-1207-57
Inverted Reamers Z-S Hall Ø58mm	SBM-1207-58



STERILIZATION TRAY (NFHRS)



The Noviomagus Femoral Head Reamer Set is CE marked and FDA cleared. No rights can be derived from the information in this brochure. Other Noviomagus products manufactured by Spierings Orthopaedics B.V. are: Noviomagus Bone Mill, Noviomagus Mini Mill, Noviomagus Cup Resector, Noviomagus Bone Harvesting System and Noviomagus Revision Mesh.

BRO-SBM002-5 EN Printed in the Netherlands ©2024 Spierings Orthopaedics B.V.

Manufactured by:
Spierings Orthopaedics B.V.
Berg en Dalseweg 199
6522 BJ Nijmegen
The Netherlands
T +31 (0)24 350 16 03
E info@spierings.biz
I www.spierings.biz

